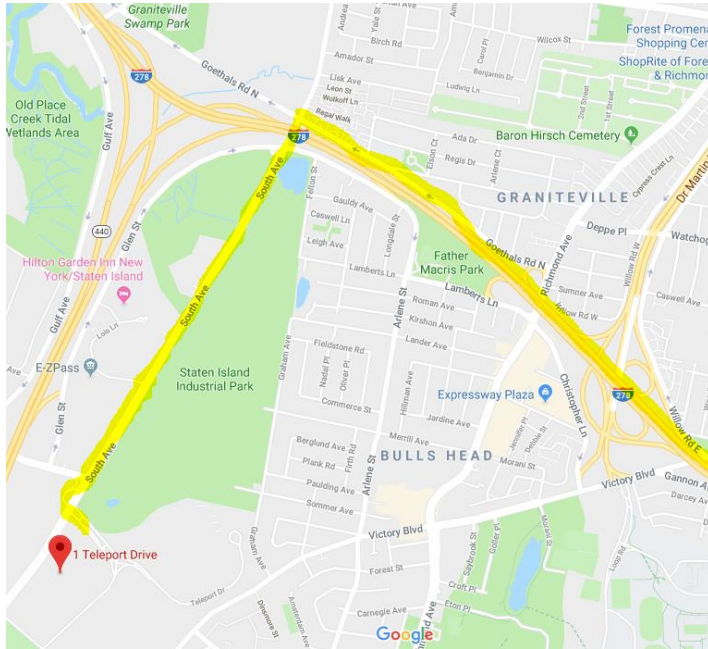
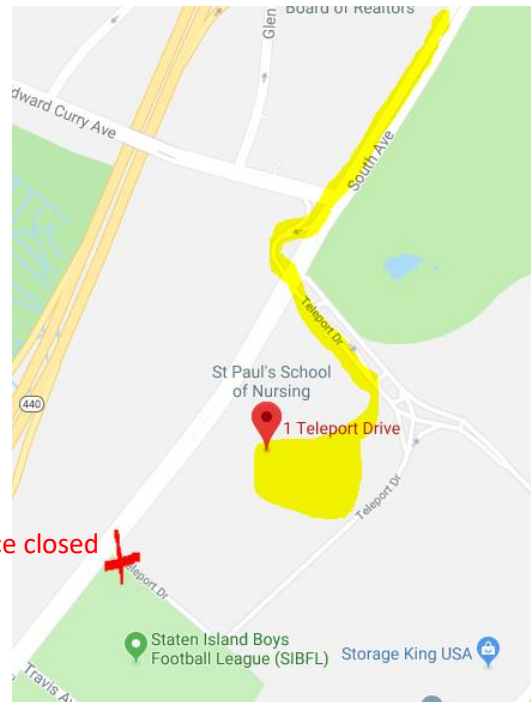


From Brooklyn/Queens and points east, via the Verrazano Bridge



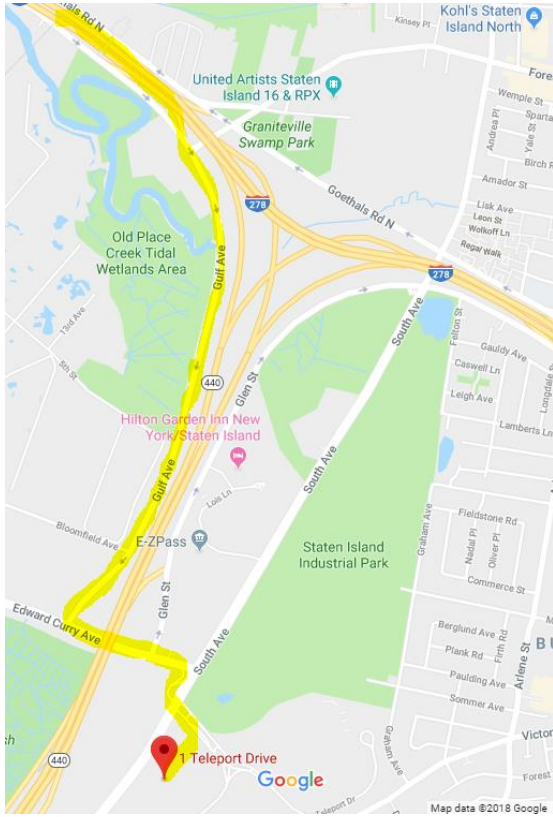
Cross the bridge and continue west on 278. Take the South Ave. exit and continue to the first light. Turn left onto South Ave. at the light. (See map at left.)

As you pass Edward Curry Ave., bear to the right into the jug-handle entrance to the Teleport. Stay to the right as you enter the Teleport and take the first right into the parking lots for building 1 and 2.



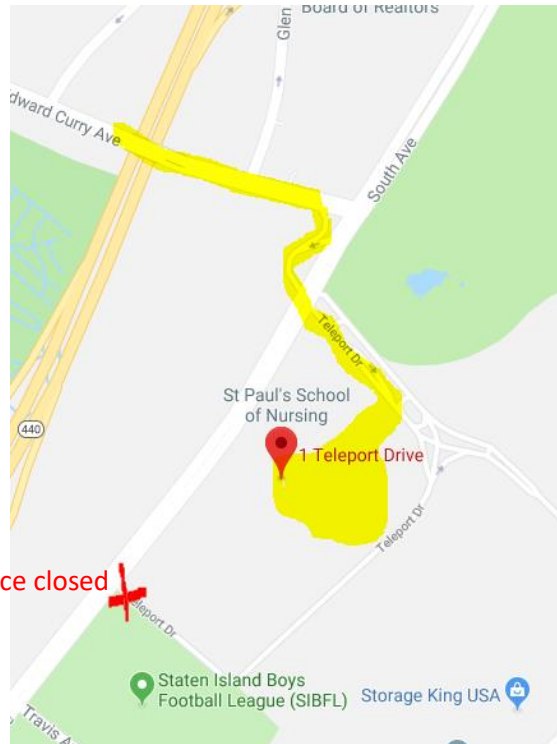
Entrance closed

From Northern NJ and points west, via the Goethals Bridge

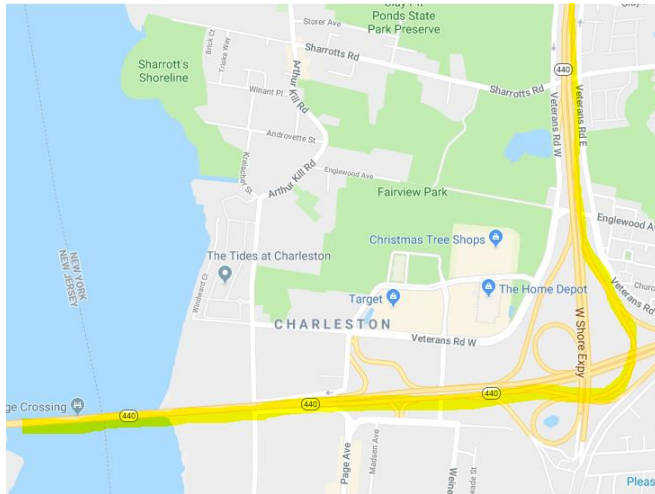


Cross the bridge and continue east on 278. Take the first exit at Gulf Ave. Turn left onto Edward Curry Ave. (See map at left.)

Bear to the right into the jug-handle entrance to the Teleport. Stay to the right as you enter the Teleport and take the first right into the parking lots for building 1 and 2.



From Central and Southern NJ, via the Outerbridge Crossing



Cross the bridge and stay to the right to continue on 440. Take 440 to the South Ave. exit.

Exit 440 at the South Ave exit. At the end of the ramp, make a right onto South Ave. Continue past the first Teleport Drive (the entrance is now closed) and turn right at the second Teleport Drive entrance. Stay to the right as you enter the Teleport and take the first right into the parking lots for building 1 and 2.

